

SOFTWARE RELIABILITY MEASUREMENT FUZZY LOGIC

Chinnam Subbarao¹

Department of Computer Science and Engineering,

Hindu College of Engineering and Technology, Guntur, Andhra Pradesh, India, e-mail:

chinnam.s75@gmail.com

Abstract

System Reliability is an important to function of software quality, together with performance, serviceability, ability, install ability, maintainability, and documentation. Fuzzy oriented applications to improve matching ratio behind with respect to imprecise or incomplete specifications for implementing of different applications.

Literature Survey:

Basic fuzzy procedure to match different services requested by client is shown in figure 3.2.

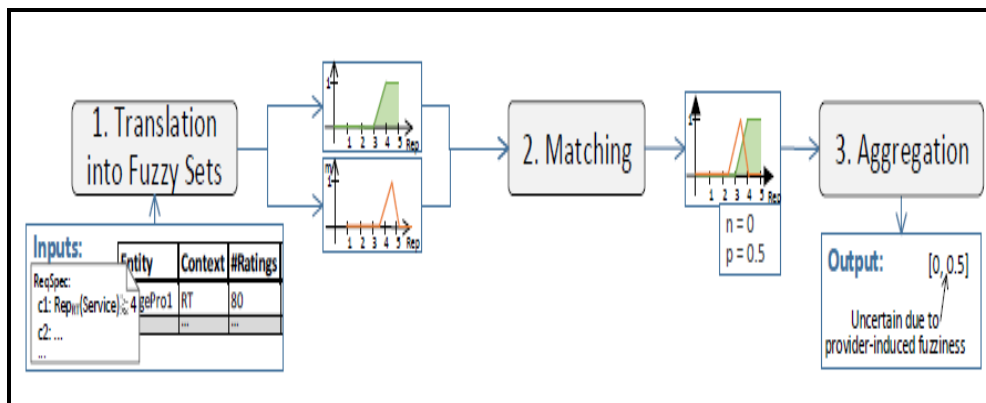


Figure 3.2: Fuzzy matching procedure to explore different patterns

Figure 3.2 imagines a diagram of the method for a solid illustration. If it's not too much trouble take note of that this case indicates just concentrates—it means that all the rules are a piece of necessities detail, this methodology is accessed at each given administration to be performed (e.g., developed administration that similar with the useful prerequisites). The technique takes the prerequisites determination and every single rating which are accessible for a gave administration to be coordinated as an info. Based on above considerations mainly three principles are accessed: 1. Fuzzy sets related to inter relations, 2. estimation of similar results, and 3. Average. A coordinating outcome illuminating with the nature of the match yet additionally incited fuzziness is predefined.

Stage 1: Translation into Fuzzy Sets

With a specific end goal to play out the fundamental coordinating calculation, the information sources should be changed into fuzzy sets. Along these lines, both the necessities and the notoriety esteem in view of the accessible evaluations of an administration should be displayed as enrollment capacities. The advantage of an interpretation into fuzzy sets is this empowers us to utilize a reasonable scientific structure that can adapt to fuzziness and vulnerability. Besides, fuzzy methodology can be utilized to be check QoS-float, i.e view of binary esteems for theoretical relations because of an adjustment in the space information

Stage 2: Similarity

In previous section, we have clarified how every-one request processing c is converted into a related with fuzzy operational set A_c with the enrollment work A_c , adequately speaking to a delicate requirement that should be satisfied. In like manner, we have perceived how data BC about an administration can be formalized regarding a plausibility conveyance BC . The last may be solitary point dissemination, for the situation where exact data is offered by the supplier, however may likewise mirror a specific level of vulnerability about the genuine esteem. In our running illustration, it is gotten from client appraisals.

Stage 3: Aggregation

Up until now, an administration has been assessed on every one of the conditions $c1;::;cq$ independently, bringing about relating interims $[nci;pci]$ shown in figure 3.3 with extensive results are obtained when compare to existing approaches. Keeping in mind the end goal to acquire a general outcome, these interims should be accumulated. In the writing, three classes of conglomeration administrators are recognized: conjunctive, disjunctive, also, summed up averaging administrators [3].

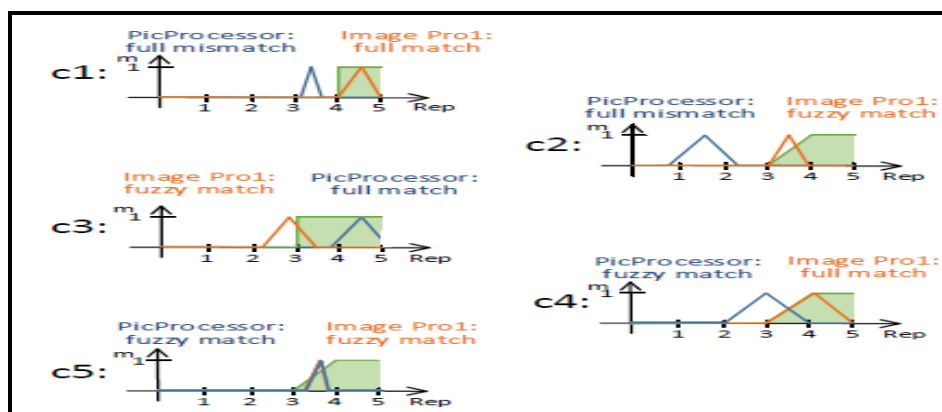


Figure 3.3: Matching results with respect to different attributes.

Conjunctive administrators incorporate the class t-standards; utilizing an administrator of implemented conditions which are not related individual conditions. Disjunctive administrators, then

again, are completely comparative. High outcome on a solitary necessity is sufficient and related to general outcome. Averaging administrators, which incorporate the (weighted) number juggling mean, are in the middle of different application services.

We depict how the fluffy notoriety coordinating methodology proposed in above area can be joined with other coordinating methodologies as a component of a coordinating procedure. Additionally, we receive the case of fluffy execution coordinating with a specific end goal to demonstrate how our fluffy rationale based approach can be connected to other administration properties.

Coordinating Process Integration: In our prior work, we exhibited MatchBox, a structure that backings a client in joining administration coordinating methodologies and reusing them inside configurable coordinating procedures. When matchers have been incorporated, Match Box can be utilized to plan and update coordinating procedures subjectively frequently at show level, i.e., without having to re-actualize any source code. This empowers a dynamic adaption to various markets' and diverse requesters' prerequisites. Also, the likelihood to work at demonstrate level furnishes the client with an deliberation that prompts a superior review than the source code itself and, in this manner, additionally expands viability of coordinating forms. Up to now, the MatchBox structure was planned with respect to conventional coordinating methodologies that convey customary coordinating outcomes, disregarding a wide range of fluffiness. In the accompanying, we indicate how we can expand MatchBox by incorporating fluffy coordinating advances to such an extent that we pick up a novel idea of fluffy coordinating procedures. Figure 3.4 delineates an improved representation of a coordinating procedure demonstrate with an incorporated Reputation Matching advance. The notoriety coordinating advance executes a Fuzzy Logic Reputation Matcher, speaking to a matcher executed based on our approach proposed in above area. Notwithstanding the notoriety coordinating advance, there is a Signature Matching advance, and a Protocol Matching advance and possibly numerous all the more coordinating steps considering further practical and non-utilitarian administration properties. The mark coordinating advance executes a Signature Matcher with the arrangement probability to choose whether activity names (Op. names) ought to be considered amid coordinating. The convention coordinating advance procedures the coordinating outcome conveyed by the mark matcher (msig) keeping in mind the end goal to convey a convention coordinating outcome (mpro). The control stream is an outline choice made by the coordinating procedure architect. A decent heuristic to pick a request of coordinating advances is in the first place coordinating advances that convey comes about that fill in as hard requirements and end with discretionary coordinating outcomes. For instance, in little markets with a low number of appropriate administrations, clients will put a higher spotlight on great matches in regards to useful properties and view non-utilitarian properties as a decent to-have. In these cases, coordinating advances like

convention coordinating need to convey great outcomes, generally, the procedure ends (demonstrated by the watch [mpro 0:8]). Hence, we coordinated the notoriety coordinating advance as the last coordinating advance. Then again, if execution time is an issue (e.g., in expansive administration showcases), an elective arrangement is put quick coordinating advances first keeping in mind the end goal to sift through the same number of administrations as conceivable before executing the additional tedious coordinating advances. In such cases, the notoriety coordinating advance ought to be one of the initial steps inside the coordinating procedure. Toward the finish of the case procedure, there is a collection step that totals the outcomes from every single coordinating advance utilizing a weighted averaging system. On the off chance that the client is exceptionally intrigued by the notoriety information, at that point the weight for the notoriety coordinating advance ought to be higher than the weights of different strides (here: $w(mrep) = 2$, with 1 being the (default) weight for every single other advance, standardization is consequently performed by the structure). For fluffy coordinating outcomes, the total requires unique conglomeration procedures that both work straightforwardly on fluffy coordinating outcomes and furthermore convey coordinating outcomes. On the other hand, conventional accumulation techniques could be utilized if the fluffy coordinating outcomes are two scalars, as portrayed in above section.

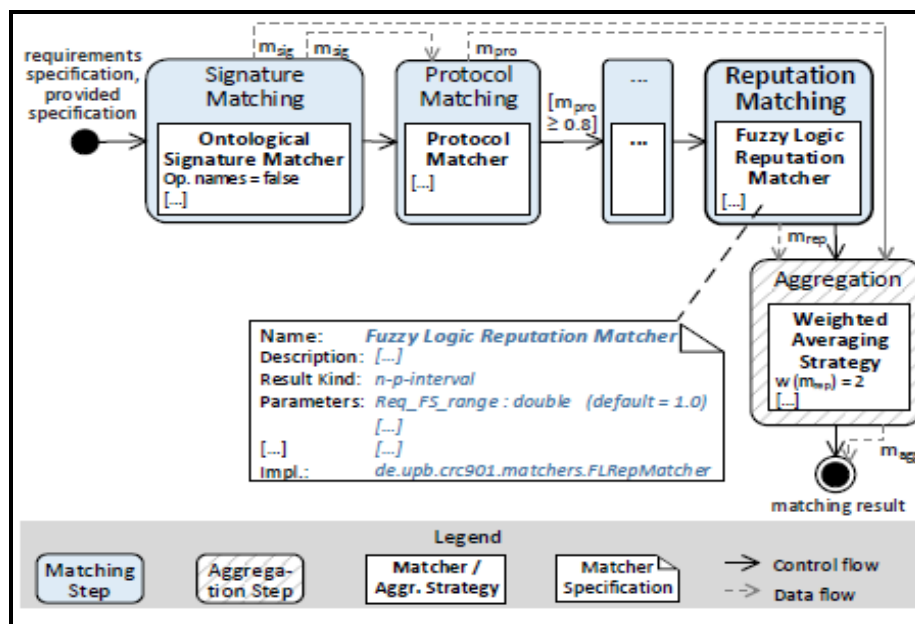


Figure 3.4: Matching process for different software services

Also, Figure 3.4 demonstrates an improved particular of the Fluffy Logic Reputation Matcher. Every matcher to be utilized inside a MatchBox coordinating procedure should be given such a matcher determination to empower the structure to help the client's demonstrating exercises and to

consequently approve and execute coordinating procedures. For instance, the Result Kind must be known to the structure so as to appoint it to the conglomeration technique with the goal that it can consequently process this sort of result while accumulating every single coordinating outcome. Besides, the setup conceivable outcomes for every matcher can be determined here. For instance, the notoriety matcher's parameter Req_FS_range alludes to the fluffy sets got from delicate imperatives amid the interpretation from the prerequisites determination into fluffy sets. The parameter characterizes how "soak" the slope will be, i.e., the likelihood run. As a default (and furthermore in the case appeared in above section), this parameter is set to 1:0. Specifically, such coordinating procedures empower us to consolidate coordinating of auxiliary and behavioral administration properties. With non-useful properties. For instance, we could outline a coordinating procedure where coordinating strides regarding auxiliary and behavioral properties go about as channels (see illustration examined above), with the end goal that exclusive administrations coordinating these properties will be considered inside the coordinating strides for non-practical properties. The first could then be seen as hard limitations, and the last as delicate imperatives.

PERFORMANCE EVALUATION

We implement and define experimental evaluation with different experiments based on collaborative research approaches with different formations. For doing this work, we can download data from different data sources taken from online source representations. In this experimental evaluation, we mainly focus on match based fuzzy approach which supports different decision making relative representations like service similarity identification with different attributes, extract data from consists data, In this development, we mainly formulated internal data matching results with presence of implemented fuzzy approach and also improve the decision making whether it is present in data source or not with similar properties.

Our implementation mainly consists two data representations like Distinguish ability and Uncertain Data representation.

Distinguish ability: Based on degree ranking of the data source, it defines or extract uniform related data relations from source text.

Uncertain Data representation: Based on uniform nature in result extraction based on similarities present in source data with different boundary values like upper and lower values with different data relations.




Figure 3.5: Result of the proposed experiment evaluation with respect to different attributes

Figure 3.5(a) demonstrates the coordinating outcomes for each administration. The conventional outcomes (TR) are slow to a particular degree in light of the fact that of the total of results per condition into a general outcome. In any case, as shown in, we can't separate with portions of the administrations. For instance, s2 and s3 have a coordinating aftereffect of relation like 0:4 to score increased to different relations with maximum score 0:8. Subsequently, choosing system requirements based on the customary outcomes turns into a troublesome undertaking for the requester. The level of notice ability for the customary outcomes – ascertained in view of the metric clarified above – is 0:8. For correlation, the level of notice ability for the fuzzy results (FR) from above figure 3.5(b) is 1. It implies all administrations can be recognized from other sources based on the new coordinating outcomes which are spoken to by [n; p] interims. Figure 3.5(a) demonstrates the [n; p] interims and also the most ideal and most noticeably bad rank for each administration. The best rank is acquired if the administration accepts its maximum boundary p with others expect with lower limits n, and the other way around for the most exceedingly awful rank and the procedure related to define possibility of the implemented data scenario is as shown in figure 3.6 with different notations.

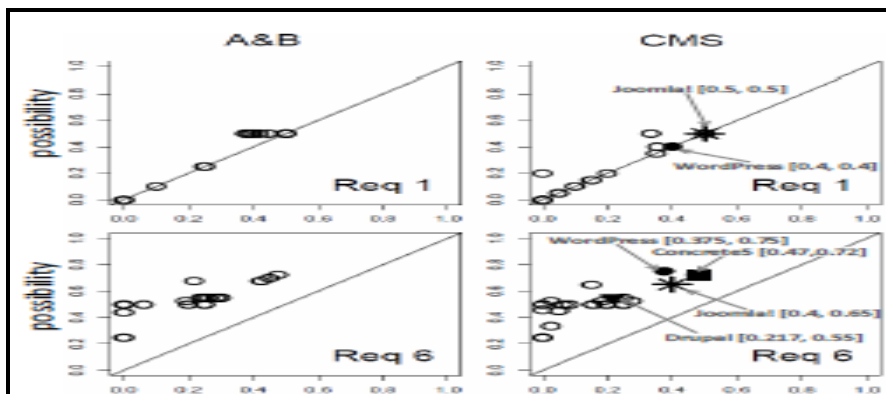


Figure 3.6: Possibility of requirements specifications for different data sources

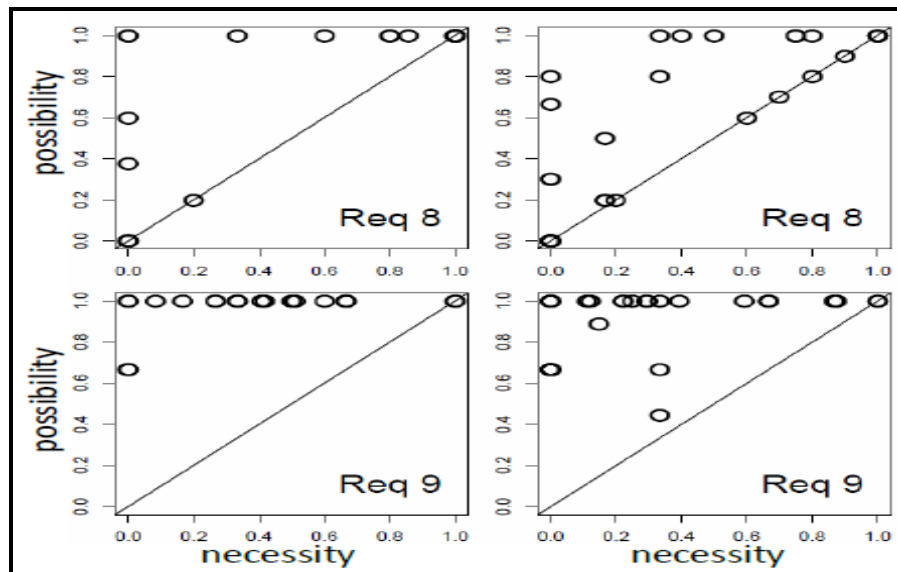


Figure 3.7: Possibilities of different requirement specifications

For instance, shown in above figures based on ranking terminology representations with different attribute relations

CONCLUSION AND RECOMMENDATIONS

Software reliability is the consequence of some key highlights and functionalities. These are to be available in the design and the subject programming with the goal that the product can be embedded into the system and move toward becoming versatile. In this part the highlights that empower adaptively are distinguished. Fuzzy approach has been observed to be extremely helpful in programming building and is presented in this part. Fuzzy approach has certain highlights that make it reasonable for use as an adjustment calculation. It manages vulnerabilities and imprecision and has the capacity to deal with qualitative contributions from partners. This capacity will be useful in versatile circumstances where versatile reactions must be molded to adapt to vulnerabilities and imprecision of prerequisites changes. Further improvement of this approach is to improve continuous software development approach to explore different advanced software applications. We define different learning procedures significantly increase QoS with their attributes based on fluctuative parameters. We provide dynamic service utilization for different attributes with aggressive and technical data representations. Our experimental results give better results when compare to state of the art methods with different parameters like CPU utilization, memory and time efficiency in Different applications.

References:

1. M. Klusch and P. Kapahnke. The iSeM Matchmaker: A Flexible Approach for Adaptive Hybrid Semantic Service Selection. *Journal of Web Semantics: Science, Services and Agents on the World Wide Web*, 15:1–14, 2012.
2. J. Lo, S. Kuo, M.R. Lyu, and C. Huang, “Optimal Resource Allocation and Reliability Analysis for Component-Based Software Applications,” *Proc. 26th Ann. Int'l Computer Software and Applications Conf. (COMPSAC)*, pp. 7-12, Aug. 2002.
3. [N. Esfahani and S. Malek. Uncertainty in Self-Adaptive Software Systems. In *Software Engineering for Self-Adaptive Systems II*, pages 214–238. Springer, 2013.
4. [X. Liu, K. K. Fletcher, and M. Tang. Service Selection Based on Personalized Preference and Trade-Offs Among QoS Factors and Price. In *Proc. of the First Int. Conf. on Services Economics, SE'12*, pages 32–39. IEEE, 2012.
5. K. Kanoun M. Kaaniche C. Beounes J.C. Laprie and J. Arlat, “Reliability Growth of Fault-Tolerant Software,” *IEEE Trans. Reliability*, vol. 42, no. 2, pp. 205-219, June 1993.
6. Patiniotakis, S. Rizou, Y. Verginadis, and G. Mentzas. Managing Imprecise Criteria in Cloud Service Ranking with a Fuzzy Multi-Criteria Decision Making Method. In *Proc. of the Int. Conf. on Service-Oriented and Cloud Computing, ESOC'13*, pages 34–48. Springer, 2013.
7. Marie C. Platenius, Wilhelm Schöfer, Ammar Shaker, Eyke Hüllermeier, “Imprecise Matching of Requirements Specifications for Software Services using Fuzzy Logic”, 0098-5589 (c) 2016 IEEE. Personal use is permitted, but republication/redistribution requires IEEE permission. See http://www.ieee.org/publications_standards/publications/rights/index.html for more information
8. N. Esfahani, E. Kouroshfar, and S. Malek. Taming Uncertainty in Self- Adaptive Software. In *Proc. of the 19th ACM SIGSOFT Symposium and the 13th European Conf. on Foundations of Software Engineering, ESEC/FSE'11*, pages 234–244. ACM, 2011.
9. M. Becker, S. Lehrig, and S. Becker. Systematically Deriving Quality Metrics for Cloud Computing Systems. In *Proc. of the 6th ACM/SPEC Int. Conf. on Performance Engineering, ICPE'15*, pages 169–174, New York, NY, USA, 2015. ACM.
10. M. Becker, M. Luckey, and S. Becker. Performance Analysis of Self- Adaptive Systems for Requirements Validation at Design-Time. In *Proc. of the 9th ACM SigSoft Int. Conf. on Quality of Software Architectures, QoSA'13*, pages 43–52. ACM, 2013.
11. S. Becker, H. Koziolk, and R. Reussner. The Palladio Component Model for Model-Driven Performance Prediction. *Journal of Systems and Software*, 82(1):3–22, 2009.
12. P. Brereton, B. A. Kitchenham, D. Budgen, M. Turner, and M. Khalil. Lessons from Applying the Systematic Literature Review Process Within the Software Engineering Domain. *Journal of Systems and Software*, 80(4):571–583, 2007.

13. K.-M. Chao, M. Younas, C.-C. Lo, and T.-H. Tan. Fuzzy Matchmaking for Web Services. In Proc. of the 19th Int. Conf. on Advanced Information Networking and Applications, volume 2 of AINA'15, pages 721–726. IEEE, 2005.