

STUDY OF ONTOLOGICAL NOTATIONS FOR INTERCONNECTION NETWORKS

Manish Kumar Gupta¹, Rakesh Kumar Katare², Bandana Gupta³

¹Research Scholar, Department Of Computer Science,APS University Rewa [MP], India

²Professor, Department Of Computer Science,APS University Rewa [MP], India

³Research Scholar, Department Of Computer Science,AKS University satna [MP], India

ABSTRACT

The goal of this research is to investigate the usage of ontology in the context of interconnectivity networks. The study will look into how ontology can be used to improve the effectiveness of clustering algorithms for grouping related documents inside interconnection networks. Using the implicit information included in ontologies, the clustering algorithm can better locate and group documents that are related to one another.

This study will also compare the effectiveness of utilizing an appropriate ontology for the domain of interconnection networks to other clustering methodologies. A recent study found that utilizing ontology improves clustering, particularly when the ontology is well fitted to the domain. This study will also look into the constraints of existing domain ontologies, such as Mesh Ontology, in terms of clustering documents inside interconnection networks. To achieve these research goals, a thorough literature survey will be done to find existing models and methodologies that combine ontology and clustering algorithms in the context of interconnection networks.

The project will also include the creation of a new ontology created exclusively for interconnection networks, which will give more complete coverage of concepts and increase clustering performance.

Keywords- ontology, Interconnection networks,communication, binary relation, ontological operators & notations.

1. INTRODUCTION

Ontology is the philosophical investigation into the nature of being, existence, and reality. In computer science, ontology is the formal declaration of a common conception of a topic of interest. Ontologies are widely used in knowledge management, information retrieval, natural language processing, and other domains to facilitate information exchange and reuse.

Interconnection networks (ICNs) are critical components of modern computer systems, including high-performance computing (HPC) systems, data centers, cloud computing, and the Internet. ICNs offer the

communication infrastructure necessary for CPUs, memory, and other components to exchange data efficiently. ICN development is a complex and difficult undertaking since it necessitates the integration of multiple hardware and software components with varying performance requirements, scalability, fault tolerance, and power consumption limits.

Philosophy of science is concerned with all the assumption, foundations, methods, implication of science & with the use & merit of science. This discipline sometimes overlaps metaphysics, ontology & epistemology viz. when it explores whether scientific results comprise a study of truth.

2. OPERATORS OF ONTOLOGY

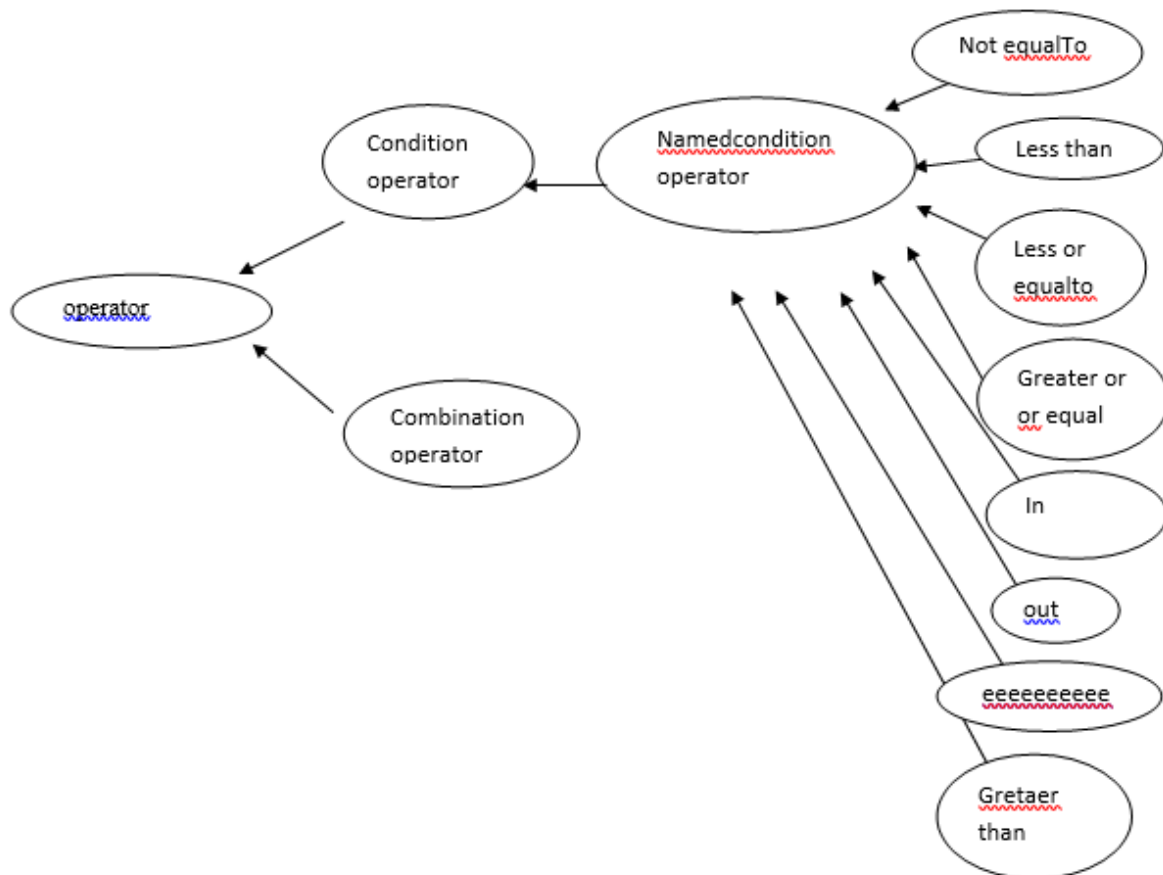
Ontological operators in interconnection networks often relate to fundamental operations or notions that characterize the network's structure and behavior. These operators aid in understanding how nodes communicate, how data is routed, and how the entire network works. Here are some common ontological operators used in interconnection networks.

1. **Topology:** The physical or logical arrangement of nodes and links in a network. Mesh, torus, hypercube, and tree topologies are some examples.
2. **Routing:** Determines how data packets are routed from the source to the destination node in the network. Routing algorithms can be deterministic or adaptive, and they can be designed to meet a variety of objectives such as minimum path length, low congestion, or load balancing.
3. **Switching:** This specifies how data is transmitted between network nodes. Switching can be done via circuits, packets, or a combination of the two.
4. **Congestion Control:** Manages network congestion to avoid packet loss and ensure effective data flow. This includes techniques like flow control, load balancing, and dynamic routing.
5. **Fault Tolerance:** Addresses the network's ability to continue running normally in the event of a node or link failure. Fault tolerance can be achieved by techniques such as redundancy, rerouting, and fault detection.

Ontological operators help analyze and build interconnection networks based on unique applications and surroundings.

Ontologies can be used to represent a specific field of knowledge, including important concepts, semantic interconnections, and certain rules of inference. Understanding of the structure of an information domain may be shared by multiple applications. Another significant advantage of this system is its capacity to distinguish between domain-specific and common operational information.

Basically there are two types of operator's policy a conditional operator used in a condition and a combination operator used to integrate two policy rules.

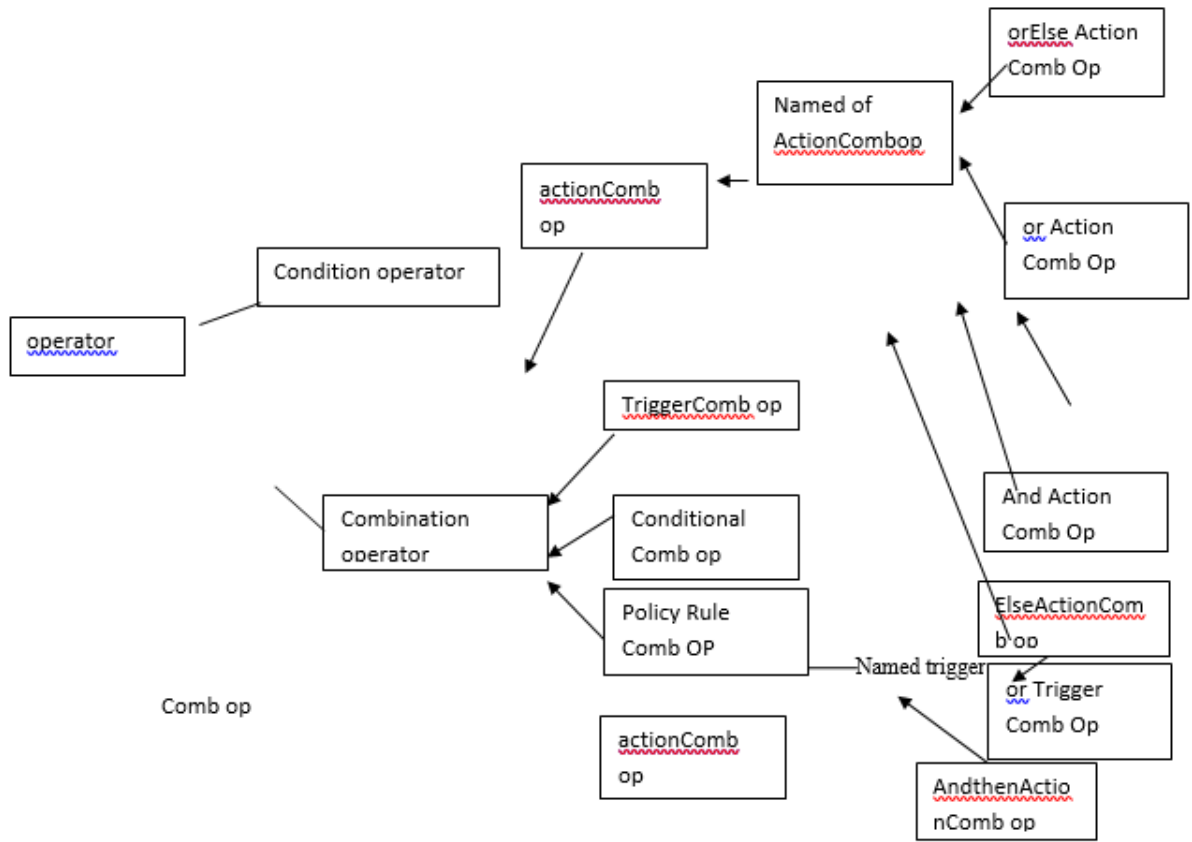


1. Condition operators

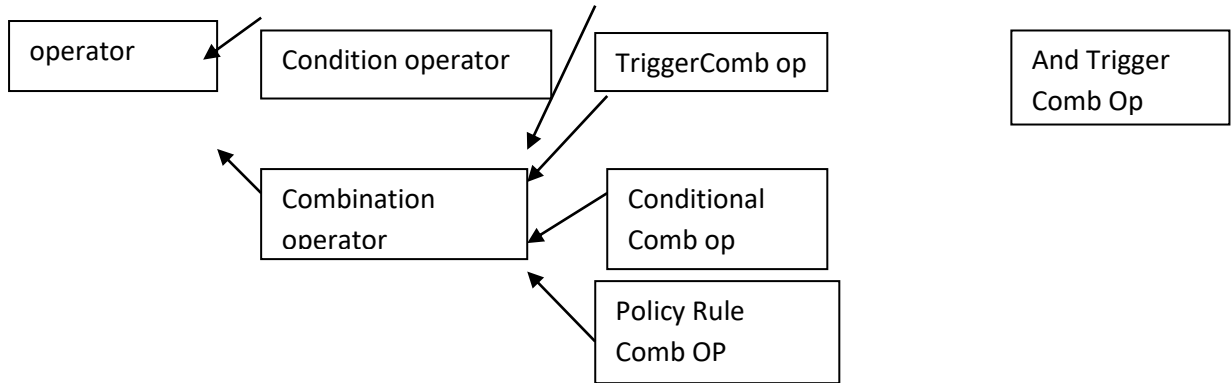
Named operators applicable within a condition component of a policy rule are depicted below

2. Combination operators

Different combination operators apply to actions common conditions and triggers notes as well as to policy rules themselves

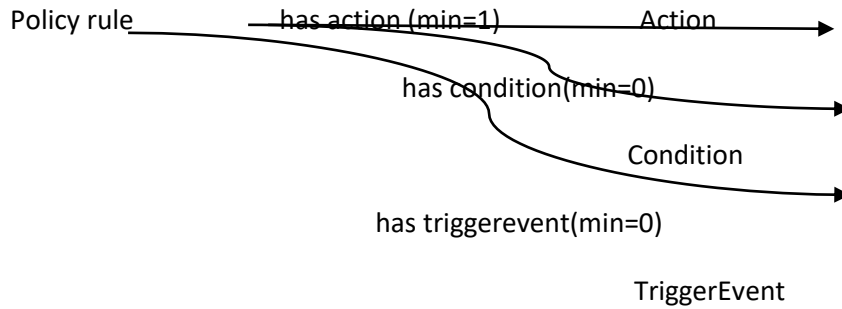


Action Combination Operator hierarchy



Policy rule combination Operator hierarchy

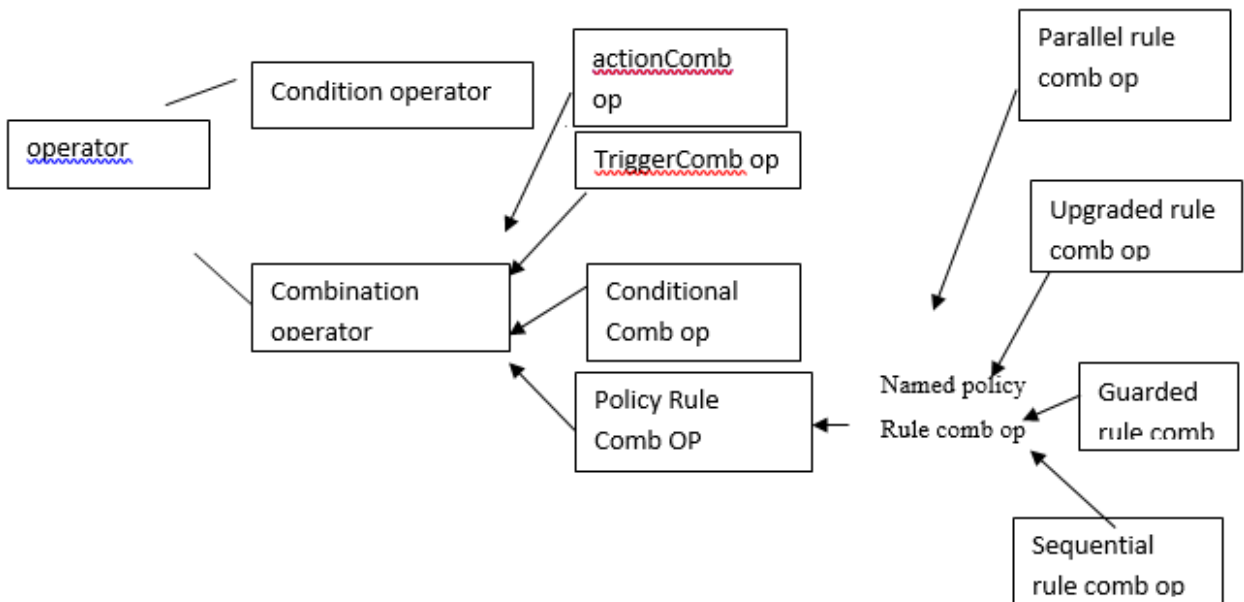
Policy is defined to have at least one policy rule add must have required attributes instances it may have also any number of optional attribute instances.



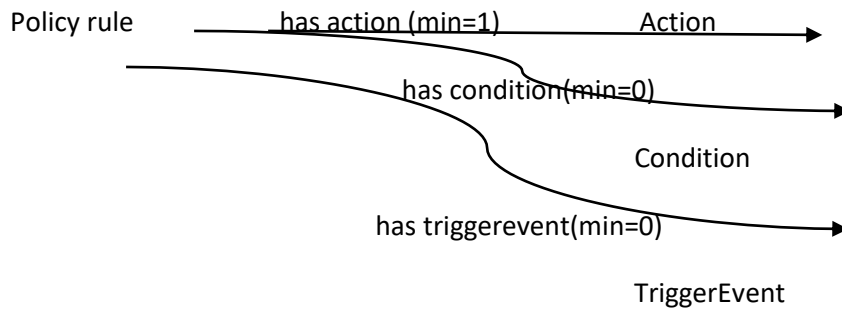
Policy structure

3. policy rule, trigger, condition and action

A policy rule may have zero or more trigger event or condition association but must at least one



Action as shown in below figure.



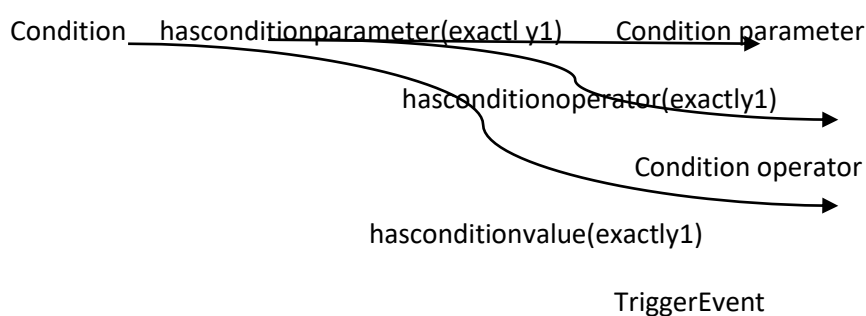
Policy rule

A trigger event may be linked with Trigger arguments along the hasTriggerArgument property restrictions as shown in below figure for the purpose of ontology no cardinality restrictions has been placed on this relationship . there may be triggers which do not have any arguments.



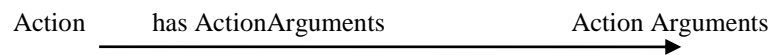
Trigger Event Relationship with Trigger Argument

A condition must be associated with a single condition parameter, condition operator and condition value depicted below figure. this is defined using the properties has condition parameters, has condition operator and has condition value combined with a set of cardinality restrictions



Condition relationship with related classes

An action may be linked with an ActionArgument along the ActionArgument property restriction as shown in below figure. no cardinality restriction has been placed on this relationship within the ontology as there may be actions which do not have any arguments.



4. ONTOLOGICAL NOTATIONS

Notation is a system of symbols used to represent special things, or the way arithmetic or logical expressions are written.

Ontological notations for interconnection networks utilize symbolic representations or formal languages to explain the network's structure and behavior. These notations are useful for envisioning, modeling, and analyzing interconnection networks. The following are some frequent ontological notations used in this context.

Graph Theory Notations: Interconnection networks are frequently depicted as graphs, with nodes representing processing elements and edges representing communication channels. The network's connection and topology are described using graph theory notation such as adjacency matrices, adjacency lists, and graph visualization tools.

2.Topology Symbols: Specific topologies are denoted by symbolic representations such as mesh (M), torus (T), hypercube (HC), butterfly (B), and fat tree (FT). These symbols provide a short description of the network's node and connection arrangement.

3.Routing Table Notations: Routing tables define how data packets are routed from source to destination nodes in a network. Notations such as next-hop tables, routing tables, and forwarding tables are used to express routing information in a compact and systematic manner.

4.Packet Format Notations: Interconnection networks use packet switching to transport data between nodes. Packet format notations explain the packet's structure and fields, which include the header, payload, source and destination addresses, and control information. Packet formats are represented using notations like packet diagrams and packet format specifications.

5. Performance Metrics Notations: Quantitative performance indicators such as latency, throughput, and bandwidth are frequently represented with mathematical symbols and equations. In performance analysis and modeling, metrics are denoted by notations such as L (latency), T (throughput), and B (bandwidth).

6.State Transition Diagrams: State transition diagrams are used to represent how network components, such as routers and switches, respond to incoming packets and control messages. The network components' states and transitions are described using notations such as state symbols, transition arrows, and state transition rules.

There are numerous mathematical notations and symbols in general usage. Several of them are listed below.

Serialno.	Arithmetic notations	Name /meaning	Explanation with example
1	+	Plus Addition	Add two or more quantities Eg. $2+3=5$
2	-	Minus	Represent the subtraction of one quantity from other. Eg. $3-2=1$
3	X	Multiplication/multiply	Represent the multiplication of two quantities . Eg. $3 \times 2=6$
4	*	Astrik,multiplication	Same as x but mostly used in computer terminology.
5	.	Dot ,multiplication	Same as x but mostly used in mathematical notation i.e. axb can be written as $A.B$
6	÷	Division,divide	Represented that one no. is divided by another. Eg $3 \div 2=1.5$
7	/	Integer division	It represent formats of fractions & resulted in integer onlyEg. $3/2=1$
8	=	Equals	$X=y$ means that x and y are equal & represent the same value
9	≠	Not equal to	$x \neq y$ means that x and y are not equal /same & not represent same value.
10	∴	Therefore, hence	Used in proofs before logical consequence i.e. $x=y$

			$\therefore y=x$
11	\sim	Similar to	Used in proofs before logical consequence i.e. $x=y \therefore y=x$ $m \sim n$ means that quantities m and n have the same order of magnitude or general size eg. $110 \sim 111$
12	\approx	Almost equal	$x \approx y$ means x is approximately equal to y eg. $110 \approx 110.112233$
13	\cong (Geometry)	Congruent to same shape & size)	$\triangle ABC \cong \triangle DEF$
14	Σ	sum	This sign is used where the sum of quantities is required the range over which the sum takes places are normally marked at the bottom & top right hand side of the Σ sign.
15	\equiv	Equivalent	This sign is used to represent equivalence the two items that are equivalent would not be directly equal.
16	$\sqrt{\quad}$	Square root	It indicates the square root of a number eg. $\sqrt{2}=1.414$
17	\int	integral	This is used to indicate that an equation is integrated the range over which the integration takes places are normally marked at the bottom & at top right hand sides of \int sign for eg. $\int f(x) dx$ represents a function whose derivative is f.

18	∮	Contour integral	Similar to the standard integral, but used to denote a single integration over a contour i.e a closed curve or loop.
19	δ (geometry)	Delta	A change in the value of a variable in calculus a functional derivative in functional calculus.
20	∞	Proportional	This symbol is used to indicate proportionality, possibly to show that when one figure double so does the other . for eg. $Y \propto x$ when $y=k.x$
21	∞	Infinity	It is endless
22	^	AND	Used to indicate the Boolean “AND” operator
23.	V	OR	Used to indicate the Boolean “OR” operator
24	∠	Angle	Used to indicate an angle .it may be used in a variety of ways, possibly along with a figure to show it represents an angle.
25	⊥	perpendicular	Used to indicate that two lines are perpendicular to each other
26	±	Plus or minus	Used in variety of ways to indicate that the figure could be plus or minus .it is often used to provide a range eg. 10 ± 2 orequivalently $10 \pm 20\%$ means the range from 10?2 to 10+2 or 10+20% or 10-20%

The use of ontological notations and symbols, together with some simple rules, allows mathematical operations to be described logically and creates an environment free of ambiguity about what is intended.

Conclusion

We can apply these methods on other interconnections architectures .this will help help us in this study property of robustness between notes four different interconnections network architectures connectivity diagrams gives us a broad idea about connections of nodes in architecture. Implementation of logical operations between connection of notes gives us transpose of connections we we can drive complexity of connections also with the help of matrices.

5. ACKNOWLEDGEMENT

I would like to thank my guide and mentor doctor Rakesh Kumar katari for helping me in this research work I would like to thank my family and my well wishes for their support and motivation I would like to thank every respectable teachers of my department for their kind support

REFERENCES

- [1] KatareR.&ChaudhariN.,Study of Topological Property of Interconnection Networks and its Mapping to Sparse Matrix Model.Int. J. Comput. Sci. Appl., 6, 26-39 2009.
- [2] Katare R. K., Bharti S., Begum R., Sharma P., Kumari M., "Study of Butterfly Patterns of Matrix in Interconnection Network", International Journal of Scientific & Engineering Research, Volume 7, Issue 12, 320, ISSN 2229-5518, 2016.
- [3] Katare R.K., Chaudhari N.S., "A Comparative Study of Hypercube and Perfect Difference Network for Parallel and Distributed System and its Application to Sparse Linear System",Varahmihir journal of ComputerandInformationSciencesSandipaniAcademicUjjain(MP)India,vol.2,pp.13-30, 2007.
- [4] Katare R.K., Chaudhari N.S., " Study of Topological Properties of Interconnection
- [5] Deo N., "Graph Theory: with applications to Engineering and computer science," Prentic Hall of India,New-Delhi, 2000.
- [6] T. R. Gruber. A Translation Approach to Portable Ontology Speci_cations. Knowl-edge Acquisition, 5:199{220, 1993.
- [7] A. G_omez-P_erez and M. Su_arez-Figueroa. Scenarios for Building Ontology Net- works within the NeOn Methodology. In In: Fifth International Conference onKnowledge Capture K-CAP, Redondo Beach, California, USA., September 2009.
- [8] C. Allocca, M. D'Aquin, and E. Motta. DOOR - Towards a Formalization of Ontology Relations. In Jan L. G. Dietz, editor, KEOD, pages 13{20. INSTICCPress, 2009.
- [9] D. Vrandecic, H. S. Pinto, Y. Sure, and C. Tempich. The DILIGENT Knowledge Processes. Journal of Knowledge Management, 9(5):85{96, October.
- [10] A. Gangemi, J. Lehmann, V. Presutti, M. Nissim, and C. Catenacci. C-odo: an OWL Meta-model for Collaborative Ontology Design. In Natalya Fridman Noy,